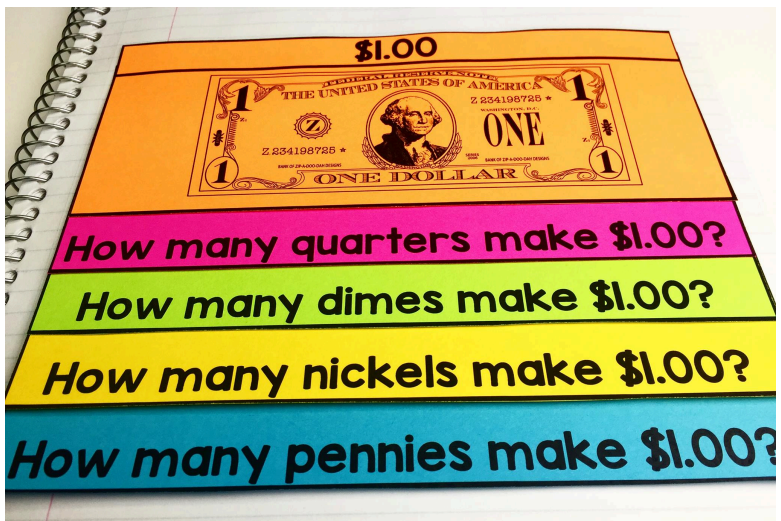

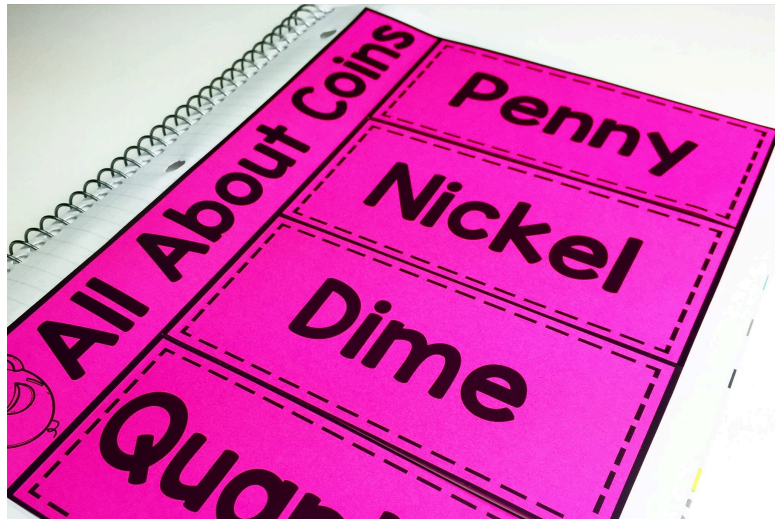




FIRST GRADE Money Notebook

BY: ANGIE OLSON



50 PAGES OF MONEY RESOURCES!

TABLE OF CONTENTS


P. 3	EXPLANATION OF NOTEBOOKS
P. 4	INTERACTIVE RESOURCES
P. 6-14	COIN POEM AND FACTS
P. 15-17	ALL ABOUT COINS
P. 18-24	COUNTING COINS
P. 25-28	COIN COMBOS
P. 29-30	WHAT'S THE TOTAL
P. 31-33	MONEY POCKETS
P. 34-38	MAKE A DOLLAR
P. 39-43	LET'S GO SHOPPING
P. 44-47	IS IT CORRECT?
P. 48-49	MONEY STORIES
P. 50	"HAIRY" AND "TAP" MONEY




COIN COMBOS

- ✓ Basic & Advanced versions
- ✓ Coin templates provided
- ✓ Students can choose to use the coin templates or draw their own coins

Directions: Draw or cut out coins to make three different ways to show each total value.



Coin Combos



10¢

10¢

10¢




Coin Combos




15¢

15¢

15¢



Coin Combos




20¢


20¢

20¢

Directions: Draw or cut out coins to make three different ways to show each total value.



Coin Combos



25¢

25¢

25¢




Coin Combos




40¢

40¢

40¢



Coin Combos



50¢

50¢

50¢

COIN CUT OUT TEMPLATES

