
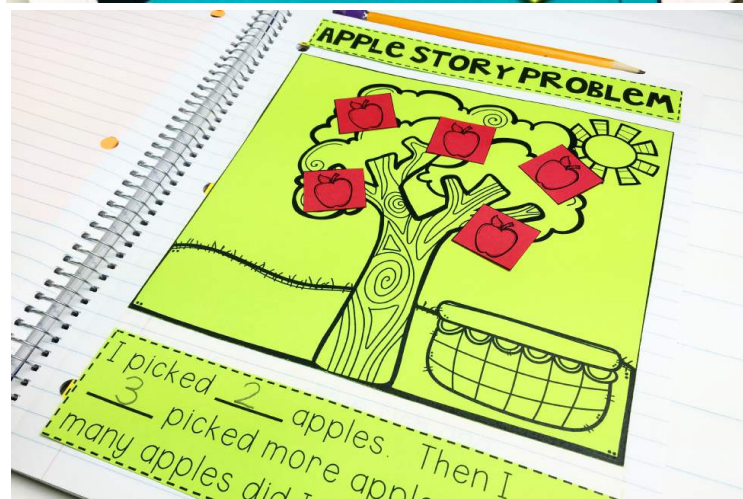



# FIRST GRADE Addition Notebook

BY: ANGIE OLSON




63 PAGES OF ADDITION RESOURCES!

# TABLE OF CONTENTS

<b>P. 3</b>	<b>COMMON CORE STANDARDS ADDRESSED</b>
<b>P. 4</b>	<b>INTERACTIVE RESOURCES</b>
<b>P. 6-7</b>	<b>KEY WORDS FOR ADDITION</b>
<b>P. 8-12</b>	<b>ADDITION VOCABULARY WORDS &amp; DEFINITIONS</b>
<b>P. 13-17</b>	<b>ADDITION STRATEGIES</b>
<b>P. 18-21</b>	<b>ADDITION FACT WHEELS</b>
<b>P. 22-23</b>	<b>DOMINO TURN-AROUND ADDITION</b>
<b>P. 24-25</b>	<b>NEAR DOUBLES</b>
<b>P. 26-27</b>	<b>TEN FRAME SENTENCES</b>
<b>P. 28-29</b>	<b>COUNTING ON A NUMBER LINE ADDITION</b>
<b>P. 30-31</b>	<b>TALLY MARK ADDING</b>
<b>P. 32-34</b>	<b>FINGER ADD ONS WITH EVEN AND ODD POCKETS</b>
<b>P. 35-37</b>	<b>BUILD. WRITE. SOLVE.</b>
<b>P. 38-39</b>	<b>ROLL AND ADD</b>
<b>P. 40-41</b>	<b>TEN FRAMES</b>
<b>P. 42-46</b>	<b>ADDITION POCKETS</b>
<b>P. 47-49</b>	<b>DOUBLES FACTS</b>
<b>P. 50-51</b>	<b>SUMS OF TEN RAINBOW</b>
<b>P. 52-63</b>	<b>WORD PROBLEM STORY MATS</b>






# STORY PROBLEM MATS

- ✓ 5 different story problem mats
- ✓ Great visual
- ✓ Independent, partner, small group, or whole group activity
- ✓ Optional sentence provided
- ✓ Students can use the images provided or manipulatives

# APPLE STORY PROBLEM



I picked        apples. Then I  
picked more apples. How  
many apples did I pick in all?




# FISH STORY PROBLEM



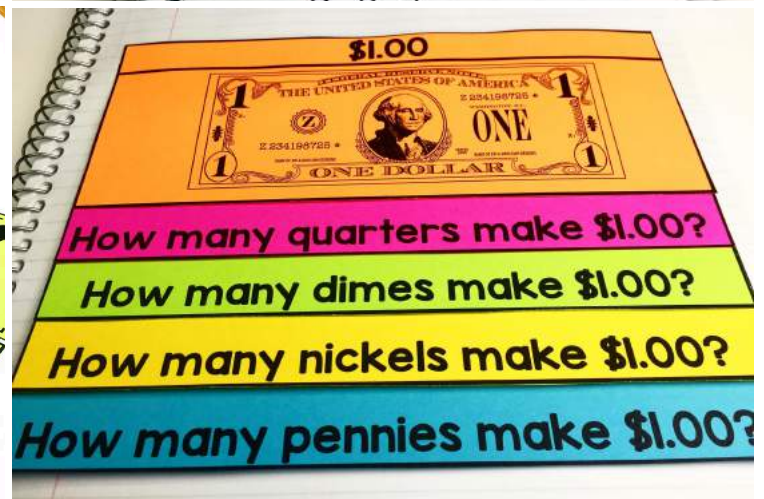

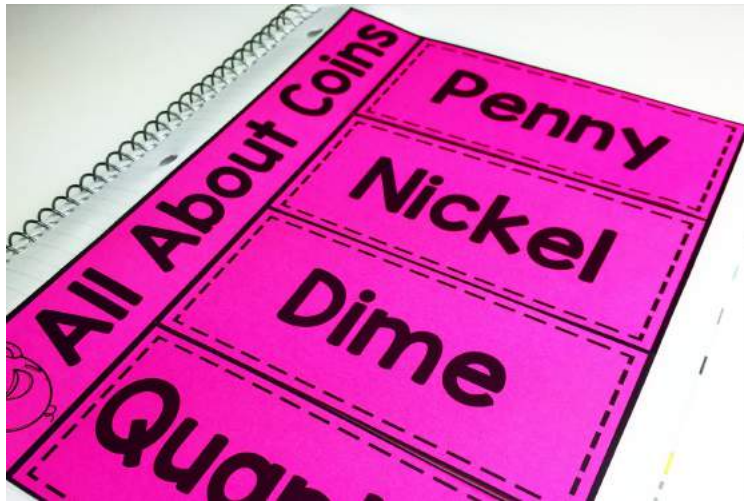
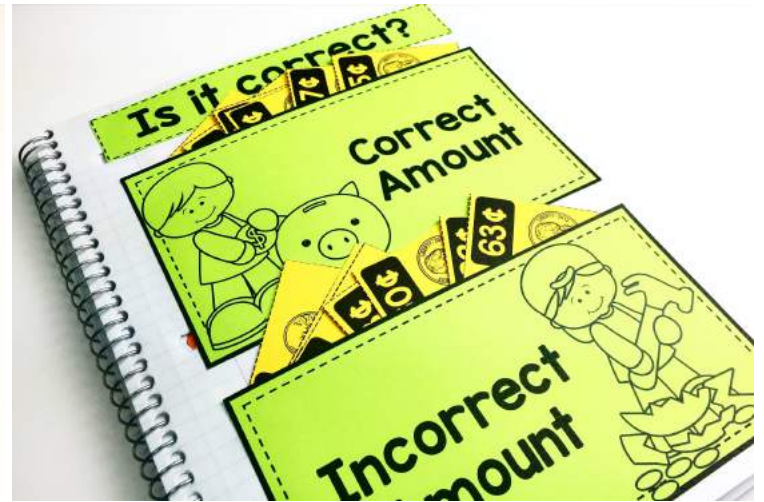
There are \_\_\_\_\_ blue fish and  
\_\_\_\_\_ green fish in the water.  
How many are there altogether?





# FIRST GRADE Money Notebook

BY: ANGIE OLSON



50 PAGES OF MONEY RESOURCES!



# TABLE OF CONTENTS

<b>P. 3</b>	<b>EXPLANATION OF NOTEBOOKS</b>
<b>P. 4</b>	<b>INTERACTIVE RESOURCES</b>
<b>P. 6-14</b>	<b>COIN POEM AND FACTS</b>
<b>P. 15-17</b>	<b>ALL ABOUT COINS</b>
<b>P. 18-24</b>	<b>COUNTING COINS</b>
<b>P. 25-28</b>	<b>COIN COMBOS</b>
<b>P. 29-30</b>	<b>WHAT'S THE TOTAL</b>
<b>P. 31-33</b>	<b>MONEY POCKETS</b>
<b>P. 34-38</b>	<b>MAKE A DOLLAR</b>
<b>P. 39-43</b>	<b>LET'S GO SHOPPING</b>
<b>P. 44-47</b>	<b>IS IT CORRECT?</b>
<b>P. 48-49</b>	<b>MONEY STORIES</b>
<b>P. 50</b>	<b>"HAIRY" AND "TAP" MONEY</b>



# COIN COMBOS

- ✓ Basic & Advanced versions
- ✓ Coin templates provided
- ✓ Students can choose to use the coin templates or draw their own coins

Directions: Draw or cut out coins to make three different ways to show each total value.



Coin Combos		
10¢	10¢	10¢



Coin Combos		
15¢	15¢	15¢



Coin Combos		
20¢	20¢	20¢



Directions: Draw or cut out coins to make three different ways to show each total value.

	Coin Combos	
25¢	25¢	25¢

	Coin Combos	
40¢	40¢	40¢

	Coin Combos	
50¢	50¢	50¢

# COIN CUT OUT TEMPLATES

