

place value TASK CARDS *with* QR CODES

By: Angie Olson

QR CODE INFORMATION SHEET

What are QR codes?



This is what a QR code looks like. QR codes are similar to barcodes except QR codes can have data embedded in them. When read using QR code software, the code can open a website, video, text, or even download a file. In this product, your student scans each QR code on each task card and the correct answer will be displayed on his/her device.

How do I scan them?

Most Smart and Android-based devices have the ability to read QR codes. There are many QR code reader apps that can be installed for free on these devices. If you don't have access to these kinds of devices, you can also use a desktop or laptop computer with a webcam. Simply open the app and hover your device over the QR code so it can scan it. That's it! Super easy, right?

Tips & Tricks

- Laminate your task cards to be used every year
- Make sure your printer has ample ink so that the codes are printed accurately
- Try a different QR code reader app if the one you are using isn't working-sometimes that makes a difference!
- Provide a well-lit environment for your students to work in



1. What is the value of the underlined digit?

135




2. Write this number in expanded form.

730



3. What is the total value?



4. How many tens does this number have?

954



5. What is the value of the underlined digit?

412

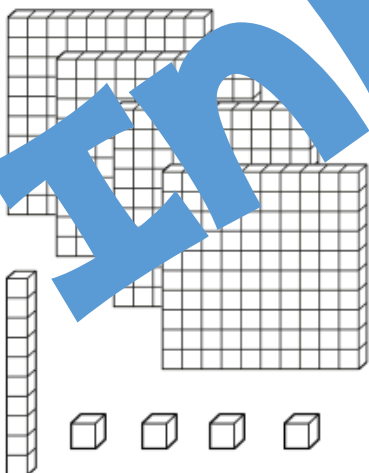


6. Write this number in word form.

602



7. What is the total value?



8. How many hundreds does this number have?

702



1. What is the value of the underlined digit?

135




2. Write this number in expanded form.

730



3. What is the place value?



4. How many tens does this number have?

954



5. What is the value of the underlined digit?

412

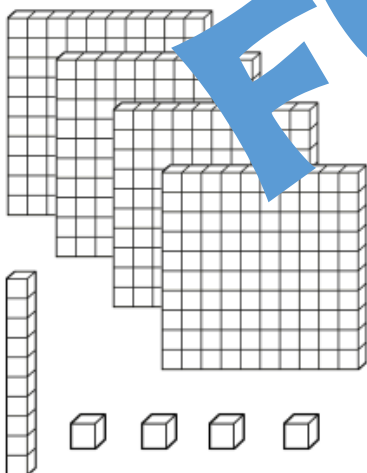


6. Write this number in word form.

602



7. What is the total value?



8. How many hundreds does this number have?

702

